



INDEPENDENT POWER TRANSMISSION OPERATOR S.A.
TNPRD/ SUBSTATION SPECIFICATION & EQUIPMENT SECTION

TECHNICAL DESCRIPTION TD- 43

TEST SOCKETS AND PLUGS FOR CURRENT, VOLTAGE AND CIRCUIT BREAKERS TRIP CIRCUITS

Test sockets and plugs are to be used for checking of the measurement and protection circuits without disturbing the circuits in question.

I. Test sockets and plugs for current circuits.

1. Test sockets for current circuits (scheme 1)

Technical characteristics:

Mounting: Flush mounting

Connection: Rear with 2,5mm² conductors

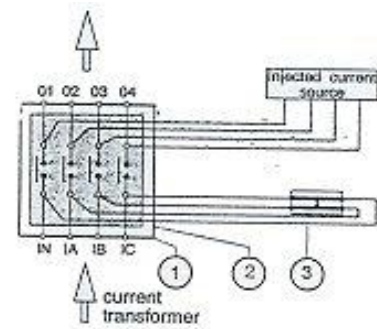
Contacts for conductor connection: eight (8) at least

Nominal voltage: 380V A.C, 440VDC

Nominal current: 15A A.C

Maximum current: 200A/1sec, 100A/5sec A.C

Power frequency voltage test: 2500V 50HZ 1min.



scheme1

The test sockets for current circuits shall be equipped with cover, which shall ensure the continuity of the circuit.

Also a suitable arrangement must be available so as to short circuit the secondaries of the current transformers before measurements take place, that is when the plug is inserted in the test socket.

2. Plugs

Technical characteristics:

Along with the sockets, appropriate plugs shall be provided so that the checking of measurement and protection circuits can be carried-out.

Each plug shall bear eight (8) at least pins with a suitable cross-section as to enable the connection of 2,5mm² conductors.

The number of pins shall be determined by the number of contacts of the test socket.

II Test sockets and plugs for voltage circuits.

1. Test sockets for voltage circuits (scheme 2)

Technical characteristics:

Mounting: Flush mounting

Connection: Rear with 2,5mm² conductors

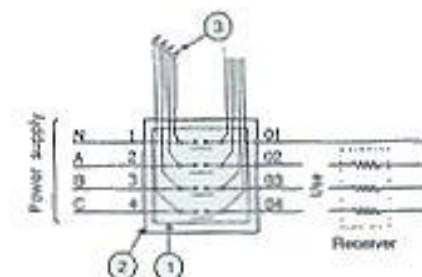
Contacts for conductor connection: eight (8) at least

Nominal voltage: 380V A.C, 440VDC

Maximum current: 8A AC

Maximum current: 800A/25msec, 25A/5sec A.C

Power frequency voltage test: 2500V 50HZ 1min.



scheme 2

The test sockets for voltage circuits shall be equipped with cover, which shall ensure the continuity of the circuit.

2. Plugs

Technical characteristics:

Along with the sockets, appropriate plugs shall be provided so that the checking of measurement and protection circuits can be carried-out.

Each plug shall bear eight (8) at least pins with a suitable cross-section as to enable the connection of 2,5mm² conductors.

The number of pins shall be determined by the number of contacts of the test socket.

III Test sockets and plugs for TRIP circuits.

1. Test sockets for TRIP circuits (scheme 3)

Technical characteristics:

Mounting: Flush mounting

Connection: Rear with 2,5mm² conductors

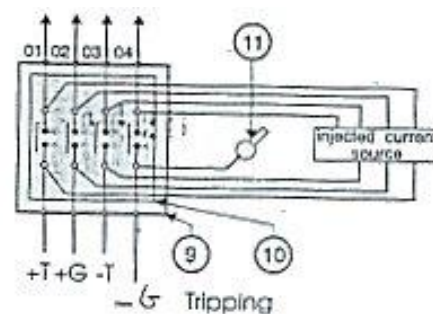
Contacts for conductor connection: eight (8) at least

Nominal voltage: 380V A.C, 440VDC

Maximum current: 8A AC

Maximum current: 25A/5sec, 800A/25msec A.C

Power frequency voltage test: 2500V 50HZ 1min.



scheme 3

The test sockets for TRIP circuits shall be equipped with cover, which shall ensure the continuity of the circuit.

2. Plugs

Technical characteristics:

Along with the sockets, appropriate plugs shall be provided so that the checking of measurement and protection circuits can be carried-out.

Each plug shall bear eight (8) at least pins with a suitable cross-section as to enable the connection of 2,5mm² conductors.

The number of pins shall be determined by the number of contacts of the test socket.